



**Fresh Produce Market Trends**

**08 November 2019**

This week, the volumes sold decreased as expected following the month end week

This week, the price of cabbages and tomatoes increased by 20.2% and 3.6% week on week respectively due to declines in supply. The carrots, onions and potatoes prices all declined compared to the previous week. The volumes sold on all vegetables reported declined this week, as is expected following the month end period during which demand is usually higher.

**Contents**

**Vegetables**

Cabbage market trends	2
Carrots market trends	2
Onions market trends	3
Potatoes market trends	3
Tomatoes market trends	4

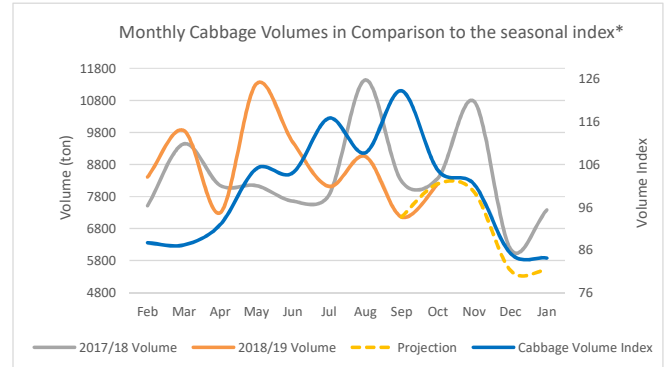
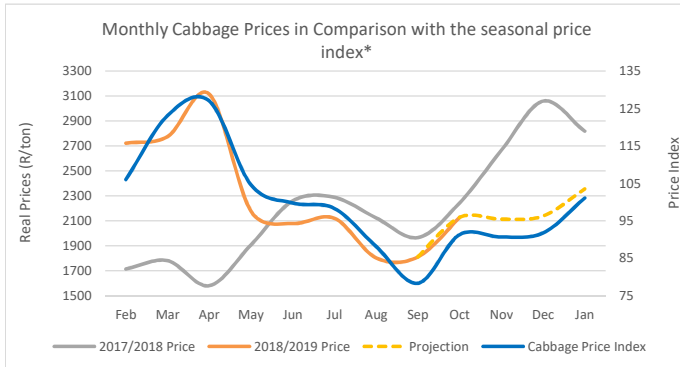
## Cabbage Market Trends

This week, the cabbage price increased substantially by 20.2% week on week. This was driven by a decline in supply. The volumes sold decreased by 8.4% compared to the previous week, this is expected following a month end week. Our expectation over the remainder of the month is for price to decline from the current level.

### Local Market

Weekly Cabbage Volumes and Prices			
	Volume (ton)	Price (R/ton)	
Week Ending 8 November	1618	R	2,828
w/w	-8.4%		20.2%
m/m	-33.1%		45.0%
y/y	-23.1%		0.5%

### Outlook



\*Jan 2000 - October 2019

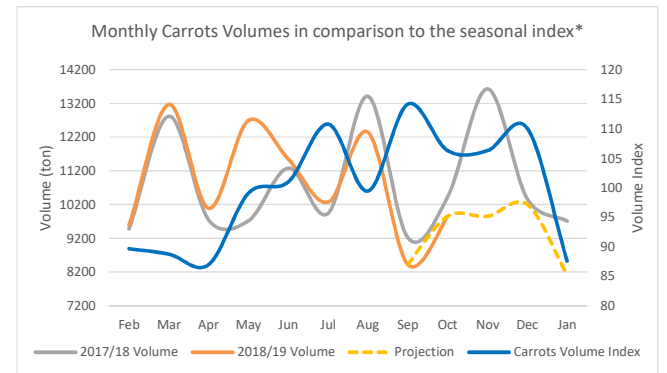
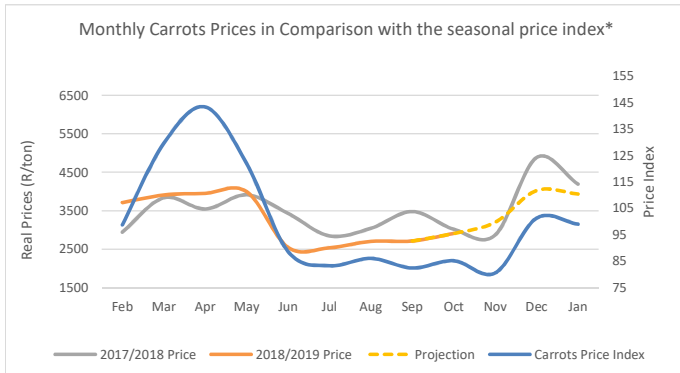
## Carrot Market Trends

The carrot price declined by 8.5% compared to the previous week. The volumes sold also declined this week due to a decrease in demand, with a week on week decline of 4%. The expectation over the next month is for price to increase however remain below R3.50/kg for the month of November and then to increase further over the December period.

### Local Market

Weekly Carrot Volumes and Prices			
	Volume (ton)	Price (R/ton)	
Week Ending 8 November	2377	R	2,867
w/w	-4.0%		-8.5%
m/m	-12.9%		-9.8%
y/y	-10.4%		-5.5%

### Outlook



\*Jan 2000 - October 2019

**Disclaimer:** Although everything has been done to ensure the accuracy of the information, Absa Bank takes no responsibility for actions or losses that might occur due to the use of this information.

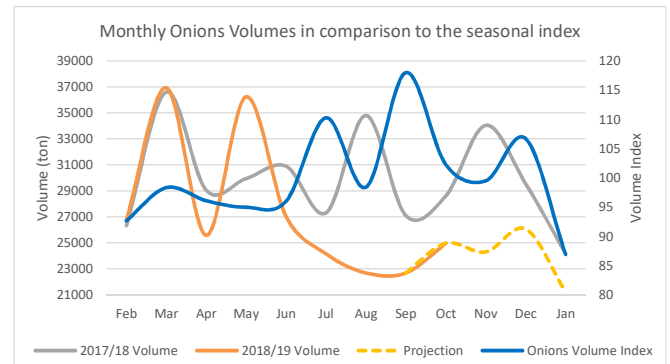
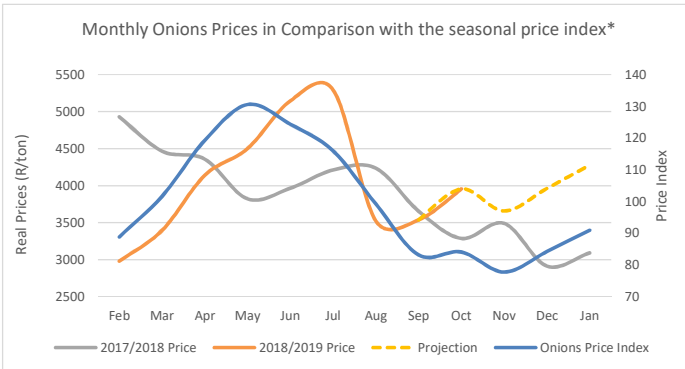
## Onion Market Trends

The volumes sold and onion price decreased this week by 6.6% and 4.2% respectively compared to the previous week. This price and volume level is lower than the price and volumes sold a month and a year ago. The expectation for the coming week is for price to decline further as supply is expected to increase over this period.

### Local Market

Weekly Onion Volumes and Prices			
	Volume (ton)	Price (R/ton)	
Week Ending 8 November	6060	R	3,642
w/w	-6.6%		-4.2%
m/m	-4.2%		-9.7%
y/y	-7.2%		-6.9%

### Outlook



\*Jan 2000 - October 2019

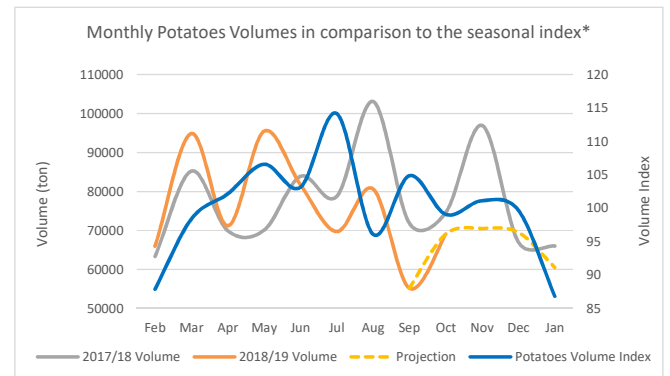
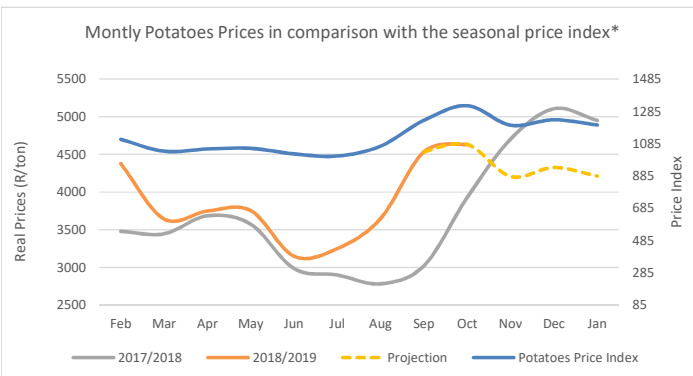
## Potato Market Trends

This week, the potato price marginally decreased by 0.1% week on week. The volumes sold this week also declined slightly compared to the previous week. This was all driven by an increase in supply. Our expectation for the month of November is for price to remain low as supply is expected to remain high during this period.

### Local Market

Weekly Potato Volumes and Prices			
	Volume (ton)	Price (R/ton)	
Week Ending 8 November	19135	R	4,012
w/w	-3.0%		-0.1%
m/m	-1.1%		-16.8%
y/y	7.5%		-28.9%

### Outlook



\*Jan 2000 - October 2019

**Disclaimer:** Although everything has been done to ensure the accuracy of the information, Absa Bank takes no responsibility for actions or losses that might occur due to the use of this information.

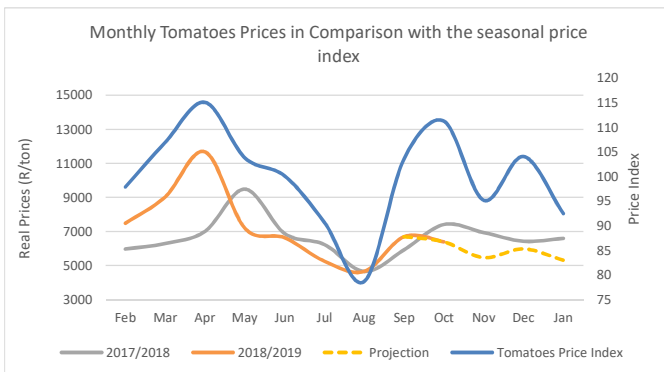
## Tomato Market Trends

A kilogram of tomatoes this week trades at R5.54/kg. The price increased by 3.6% week on week whilst the volumes sold decreased marginally by 2.3% week on week. With warmer weather tomatoes ripen quickly as such supply is expected to increase over the coming weeks. Our expectation therefore is for the tomato price to remain low as supply increases over the remainder of the month.

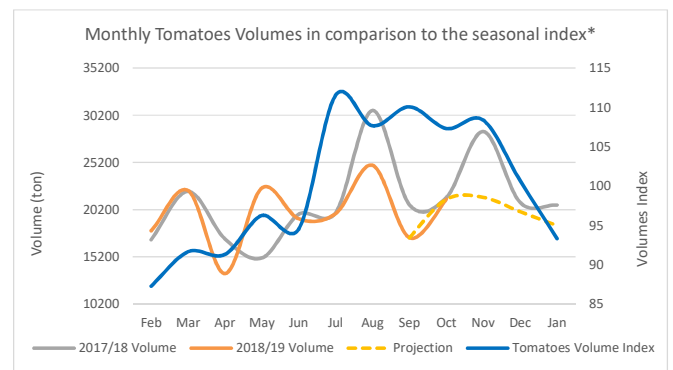
### Local Market

Weekly Tomato Volumes and Prices			
	Volume (ton)	Price (R/ton)	
Week Ending 8 November	5115	R	5,539
w/w	-2.3%		3.6%
m/m	-4.6%		-27.9%
y/y	-9.0%		-24.6%

### Outlook



\*Jan 2000 - October 2019



**Disclaimer:** Although everything has been done to ensure the accuracy of the information, Absa Bank takes no responsibility for actions or losses that might occur due to the use of this information.